


MOSES AND THE BURNING BUSH CRAFT

This craft can be done flat on an A4 piece of paper (landscape) or put on card so that it will stand up. It is based on <https://thebiblemademedoit.com/2020/07/moses-and-the-burning-bush/>


This will need:

- Scissors
- Glue stick
- Felt tip pens or paint (for people who do not mind mess)

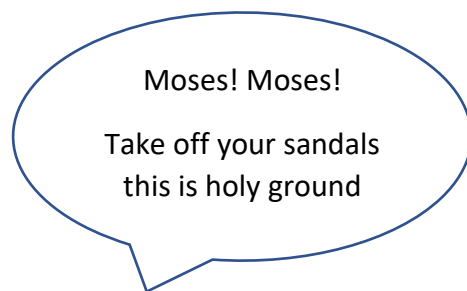
Step 1 Colour in Moses, cut him out and stick to paper or card



Step 2 Add flames and leaves (colours red, green, yellow and orange) to the bush using felt tip or paint. Younger children could use finger tips



Step 3 Stick on the speech bubble



Step 4 Stick these words along the bottom

MOSES MEETS GOD AT THE BURNING BUSH (EXODUS 3)

It could look something like this....



Moses! Moses!
Take off your sandals
this is holy ground



MOSES MEETS GOD AT THE BURNING BUSH (EXODUS 3)